

**Summary (as of 5 Feb 2020)**

**# Statistics:** Daily increase of suspect cases rebounded again up by a record 5328. Total confirmed cases reached 28018

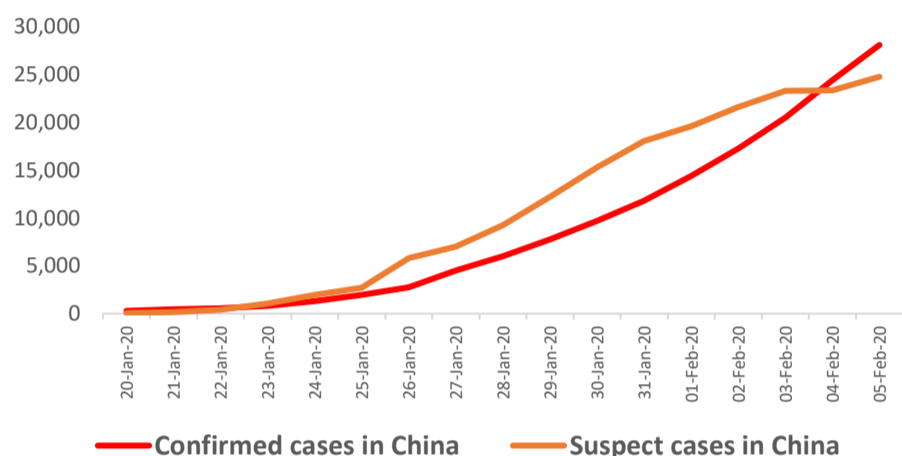
**# Situation in Hubei Province:** Fatality rate in Wuhan fell further to 4.1%. The daily increase of suspect cases rebounded again yesterday. On the positive note, the number of people under medical observation fell for the first time. (Chart 16)

**# Situation outside Hubei province:** Fatality rate outside Hubei Province was at 0.2%. 6.1% of patients outside Hubei province have recovered. Daily increase of new confirmed cases stabilized.

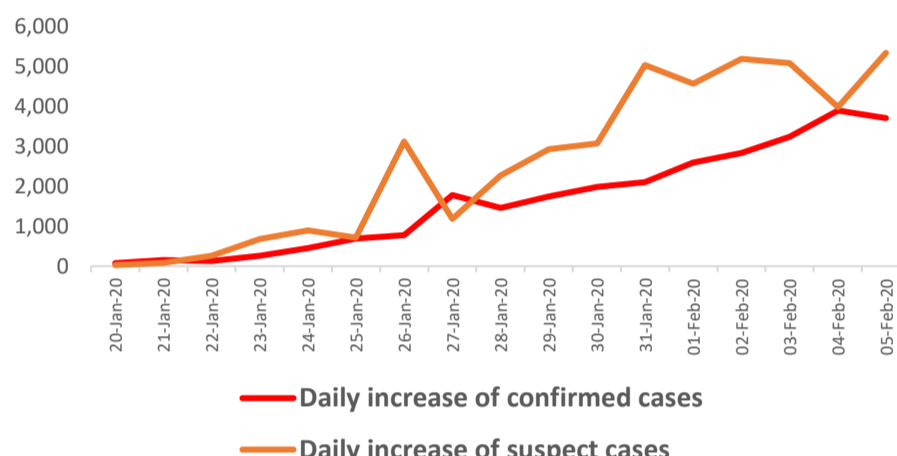
**# Our thoughts:** Suspect cases in Hubei province rebounded again. It is not a easy battle. The most encouraging data yesterday was the first decline of number of people under medical observation in Hubei province (chart 16), which reinforced the hopes that China's unprecedented efforts to contain the virus in the epicentre may pay off gradually. The key focus to me is still on the risk of second wave contagion after migrant workers return. We haven't seen evidence of that yet, which is a good news I suppose.

**Section 1: Number of cases**

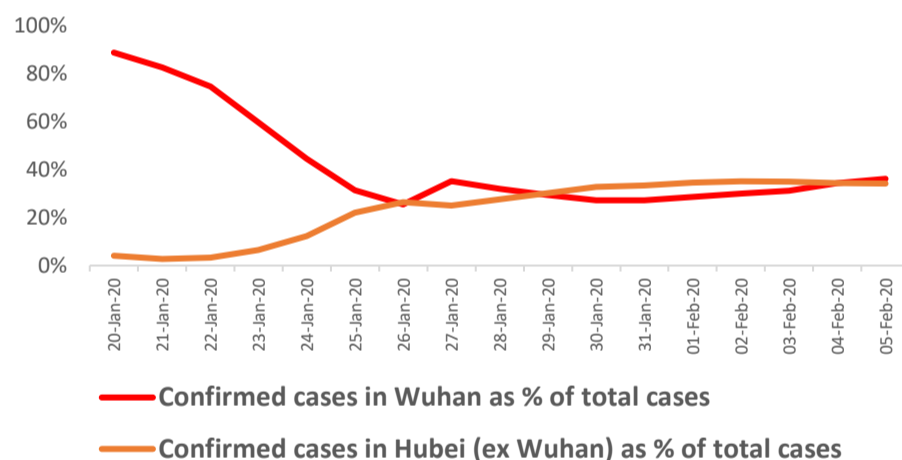
**Chart 1: Total confirmed and suspect cases in China.**



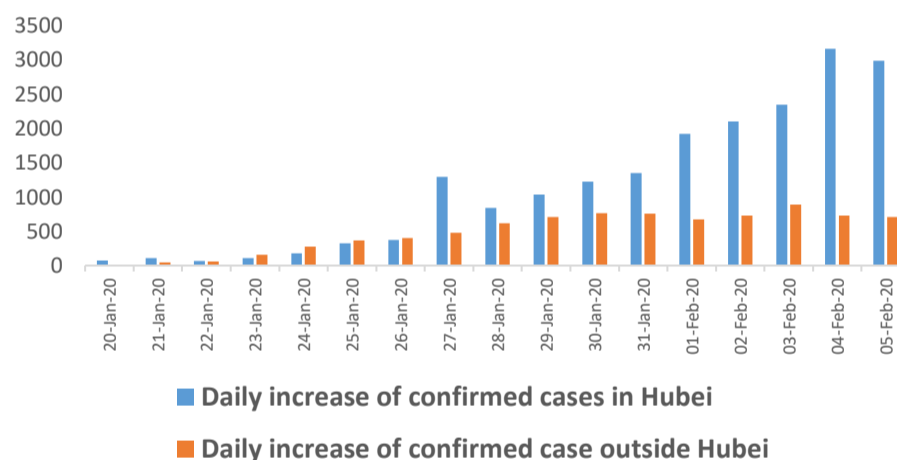
**Chart 2: Daily newly increased suspect cases continued to surge**



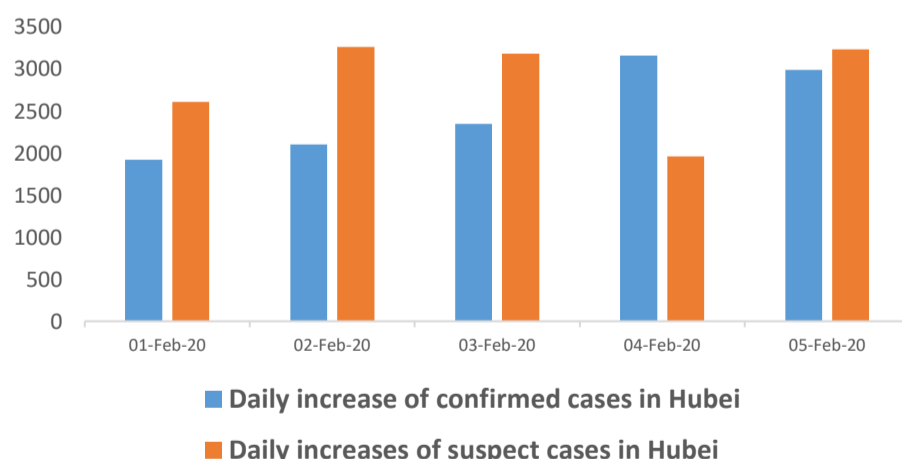
**Chart 3: Confirmed cases in Wuhan surged again**



**Chart 4: The daily increase of cases outside Hubei stabilized**



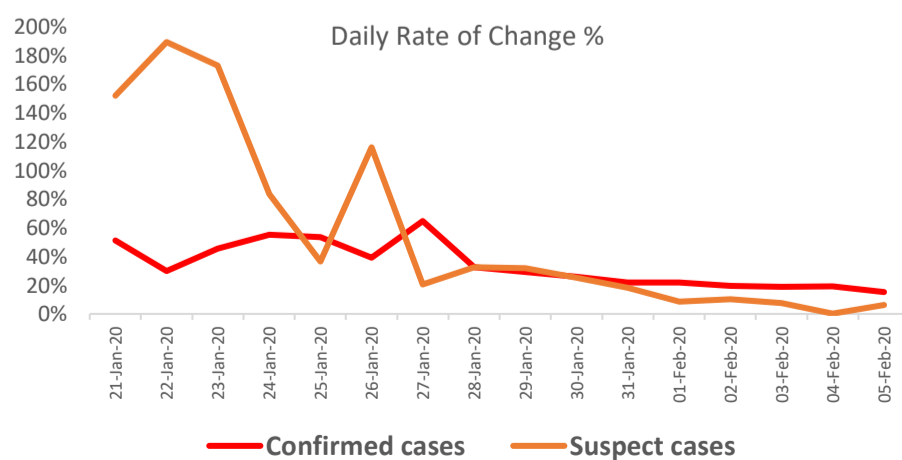
**Chart 5: Daily increase of suspect cases and confirmed cases in Hubei**



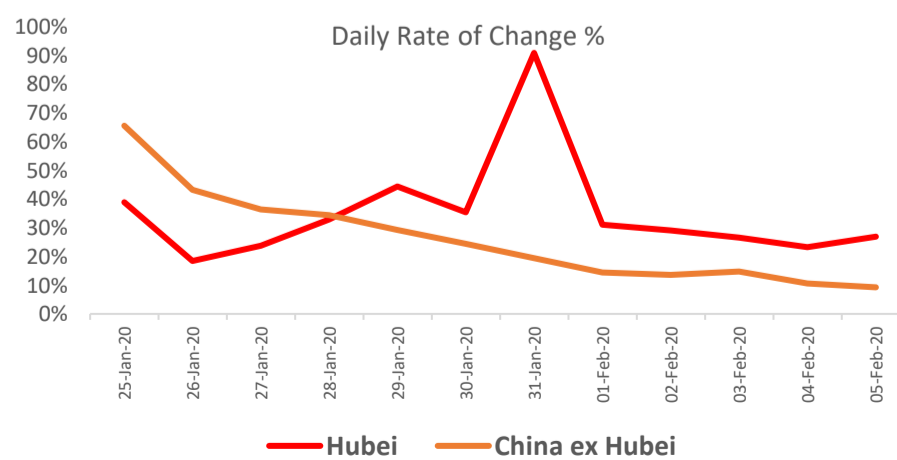
**Chart 6: Daily increase of suspect cases in Hubei and outside Hubei**



**Chart 7: Daily rate of change continued to slow**

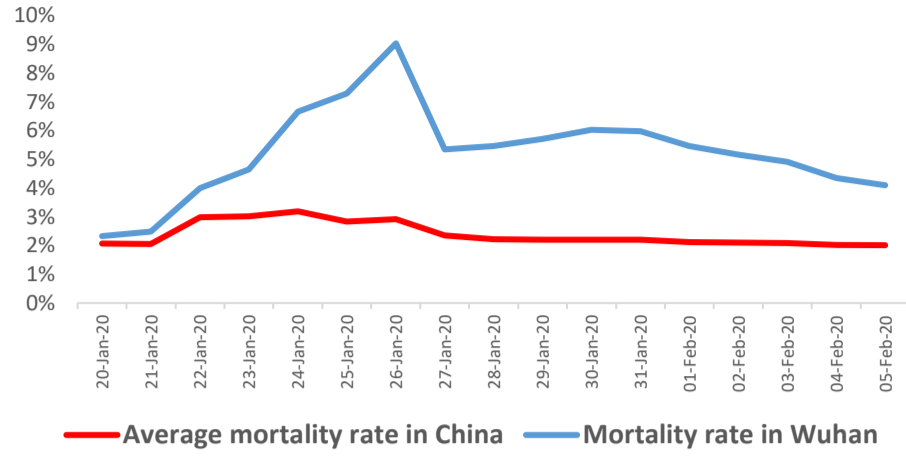


**Chart 8: Confirmed cases outside Hubei increased at a slower pace**

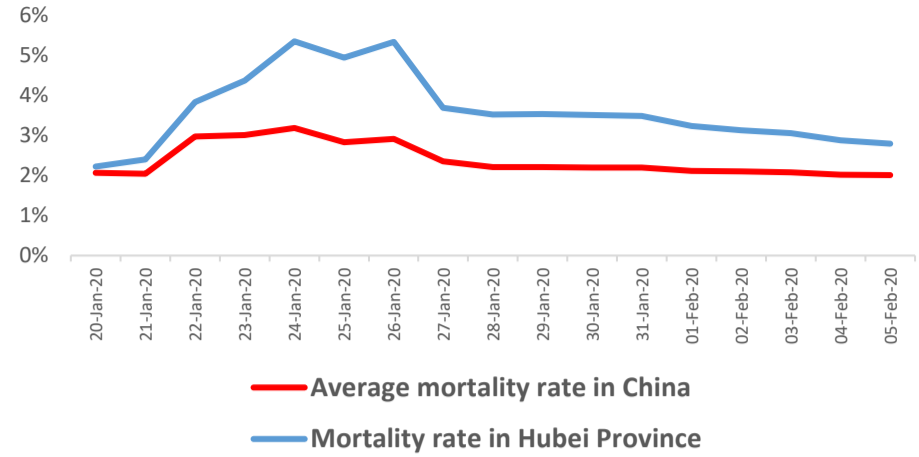


**Section 2: Fatality rate and cure rate**

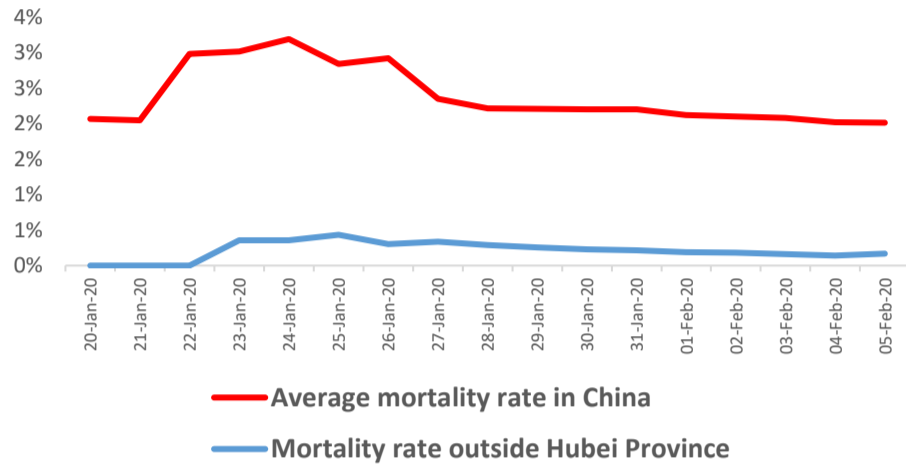
**Chart 9: Fatality rate in Wuhan fell slightly to 4.3%.**



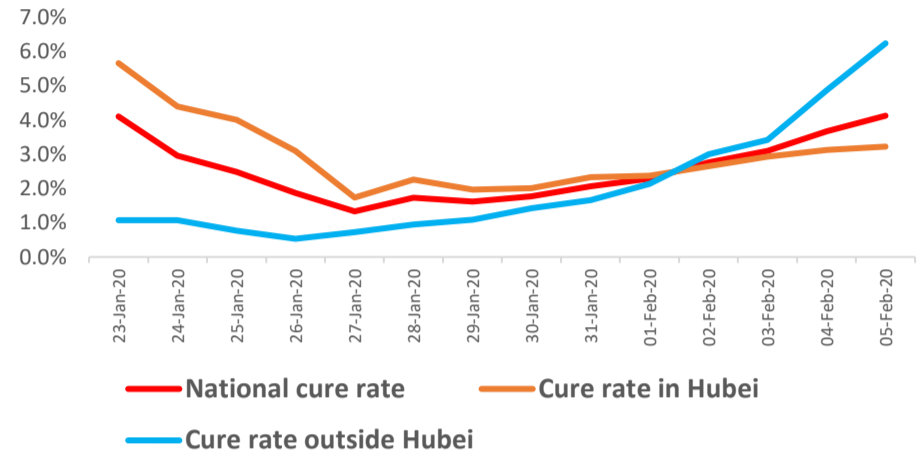
**Chart 10: Fatality rate in Hubei province was closer to national average**



**Chart 11: Fatality rate outside Hubei province fell to 0.1%**

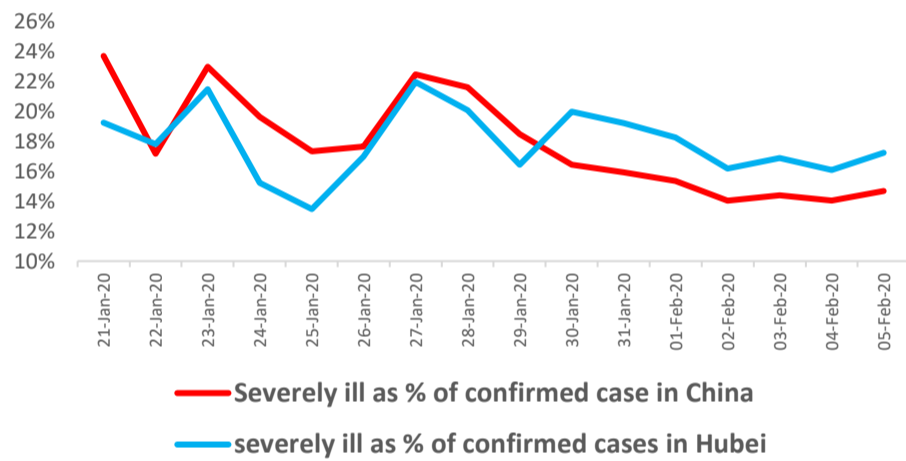


**Chart 12: % of patients who have recovered**

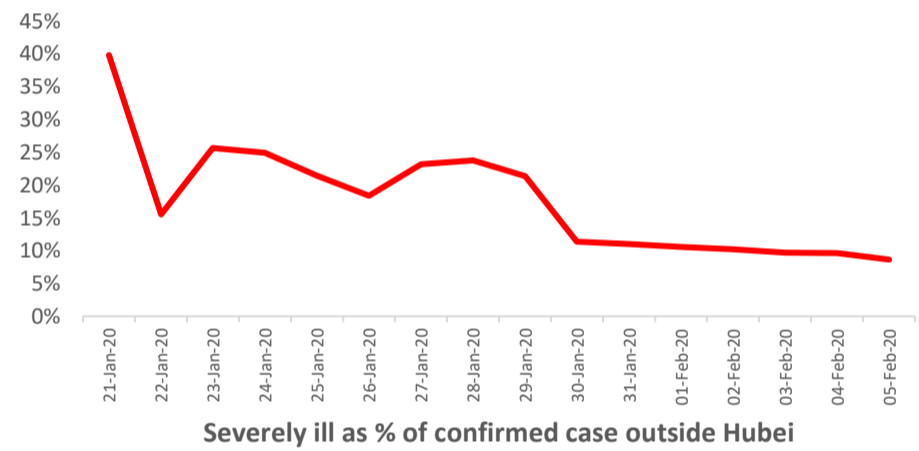


**Section 3: Severely ill cases**

**Chart 13: Severely ill cases as % of confirmed cases in Hubei still high**

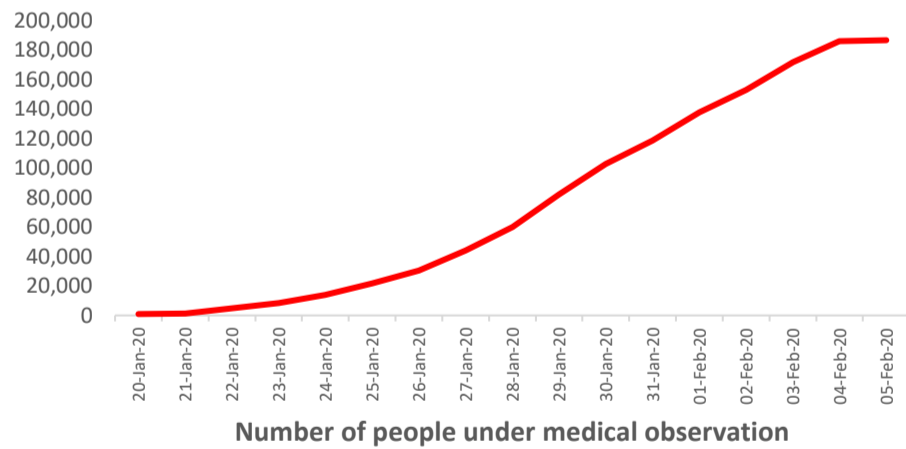


**Chart 14: Severely ill as % of confirmed cases outside Hubei is lower**

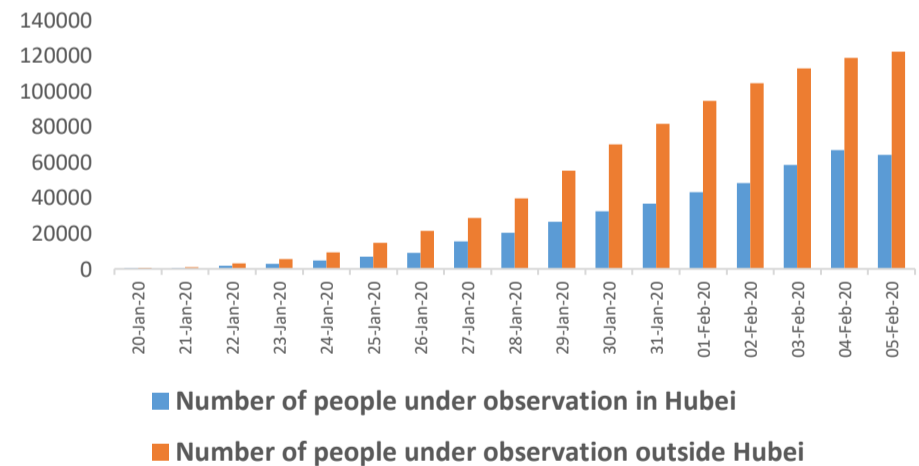


**Section 4: Under medical observation**

**Chart 15: Number of people under medical observation exceeded 180K**



**Chart 16: Number of people under observation is higher outside Hubei**



**Disclaimer:**

This publication is solely for information purposes only and may not be published, circulated, reproduced or distributed in whole or in part to any other person without our prior written consent. This publication should not be construed as an offer or solicitation for the subscription, purchase or sale of the securities/instruments mentioned herein. Any forecast on the economy, stock market, bond market and economic trends of the markets provided is not necessarily indicative of the future or likely performance of the securities/instruments. Whilst the information contained herein has been compiled from sources believed to be reliable and we have taken all reasonable care to ensure that the information contained in this publication is not untrue or misleading at the time of publication, we cannot guarantee and we make no representation as to its accuracy or completeness, and you should not act on it without first independently verifying its contents. The securities/instruments mentioned in this publication may not be suitable for investment by all investors. Any opinion or estimate contained in this report is subject to change without notice. We have not given any consideration to and we have not made any investigation of the investment objectives, financial situation or particular needs of the recipient or any class of persons, and accordingly, no warranty whatsoever is given and no liability whatsoever is accepted for any loss arising whether directly or indirectly as a result of the recipient or any class of persons acting on such information or opinion or estimate. This publication may cover a wide range of topics and is not intended to be a comprehensive study or to provide any recommendation or advice on personal investing or financial planning. Accordingly, they should not be relied on or treated as a substitute for specific advice concerning individual situations. Please seek advice from a financial adviser regarding the suitability of any investment product taking into account your specific investment objectives, financial situation or particular needs before you make a commitment to purchase the investment product. OCBC and/or its related and affiliated corporations may at any time make markets in the securities/instruments mentioned in this publication and together with their respective directors and officers, may have or take positions in the securities/instruments mentioned in this publication and may be engaged in purchasing or selling the same for themselves or their clients, and may also perform or seek to perform broking and other investment or securities-related services for the corporations whose securities are mentioned in this publication as well as other parties generally.

This report is intended for your sole use and information. By accepting this report, you agree that you shall not share, communicate, distribute, deliver a copy of or otherwise disclose in any way all or any part of this report or any information contained herein (such report, part thereof and information, "Relevant Materials") to any person or entity (including, without limitation, any overseas office, affiliate, parent entity, subsidiary entity or related entity) (any such person or entity, a "Relevant Entity") in breach of any law, rule, regulation, guidance or similar. In particular, you agree not to share, communicate, distribute, deliver or otherwise disclose any Relevant Materials to any Relevant Entity that is subject to the Markets in Financial Instruments Directive (2014/65/EU) ("MiFID") and the EU's Markets in Financial Instruments Regulation (600/2014) ("MiFIR") (together referred to as "MiFID II"), or any part thereof, as implemented in any jurisdiction. No member of the OCBC Group shall be liable or responsible for the compliance by you or any Relevant Entity with any law, rule, regulation, guidance or similar (including, without limitation, MiFID II, as implemented in any jurisdiction).

Co.Reg.no.:193200032W